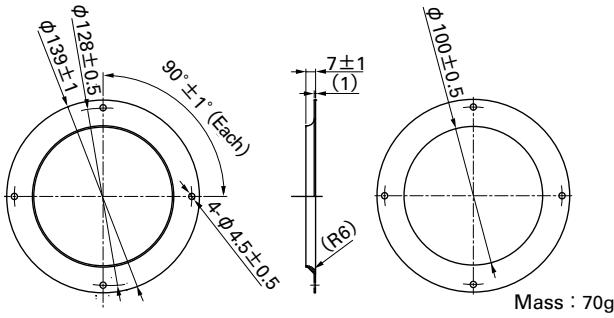


Options (unit: mm)

Inlet Nozzle

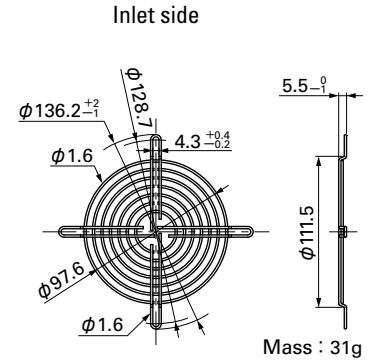
Model : 109-1081 Material : Steel sheet Surface treatment : Electro nickel plating (silver)
 : 109-1081H : Steel sheet : Cation electropainting (black)



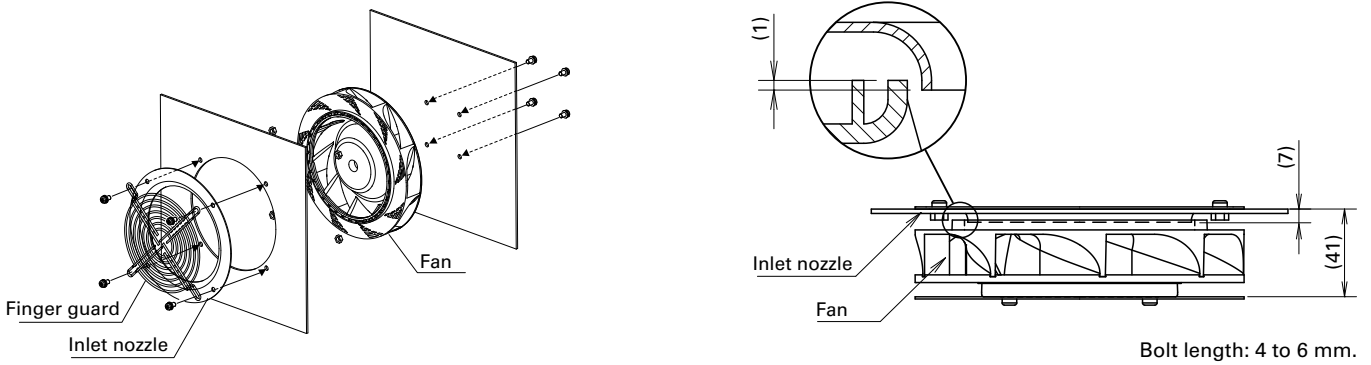
Inlet nozzle: Equipment to be mounted in inlet side for adjusting incoming airflow.

Finger Guards

Model : 109-1104 Surface treatment : Nickel-chrome plating (silver) Color (silver)
 : 109-1104H : Cation electropainting (black)

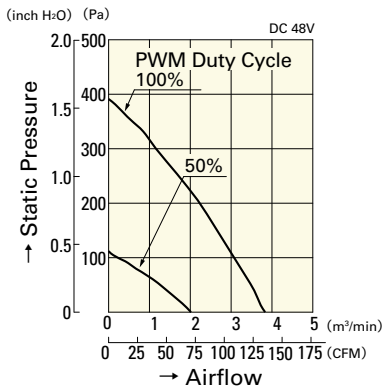


Reference Diagram for Mounting



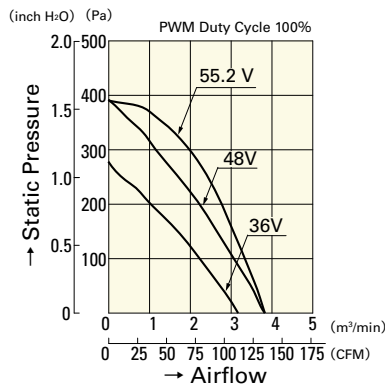
Airflow - Static Pressure Characteristics

PWM Duty Cycle



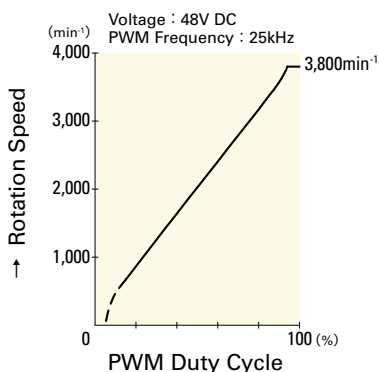
9W1TN48P1H01

Operating Voltage Range



9W1TN48P1H01

PWM Duty Speed Characteristics Example



9W1TN48P1H01